

ALL SPECIFICATION QUANTITIES ARE AS PER THE APPROVED PLANS, AGREED UPON BY THE CLIENT AND HOUSE ZERO. LISTED SPECIFICATIONS ARE SUBJECT TO CHANGE DEPENDING ON PRODUCT AVAILABILITY AND PROJECT CONVENIENCE. THE CLIENT WILL BE INFORMED REGARDING ANY DEVIATIONS FROM THE LISTED SPECIFICATION DOCUMENT. HOUSE ZERO HAS A RIGHT TO LIMIT THE SELECTION OF OPTIONS FOR SPECIALISED ITEMS, AS PER AVAILABILITY. EACH SPECIFICATION ITEM IS SUBJECT TO THE TERMS AND CONDITIONS FROM EACH SUPPLIER, HOUSE ZERO DOES NOT TAKE ANY LIABILITY FOR DELAYS FROM SUPPLIERS ALL MATERIALS HEREIN SPECIFIED ARE SUBJECT TO AVAILABILITY. IF ANY MATERIALS ARE NOT READILY AVAILABLE OR CLEARLY SPECIFIED THE CONTRACTOR MAY HAVE THE RIGHT TO USE THE NEAREST SUBSTITUTE MATERIAL AVAILABLE. ALL STRUCTURAL WORK, ELECTRICAL & PLUMBING POINTS, CONNECTIONS & FIXTURES ARE AS PER ARCHITECT'S PLANS AND SCHEDULES AS AGREED UPON BY THE CLIENT & HOUSE ZERO. WHERE NECESSARY REFER TO ANNEXURE GREYWATER, ANNEXURE SOLAR, ANNEXURE BATHROOM FINISHES & ANNEXURE KITCHEN.

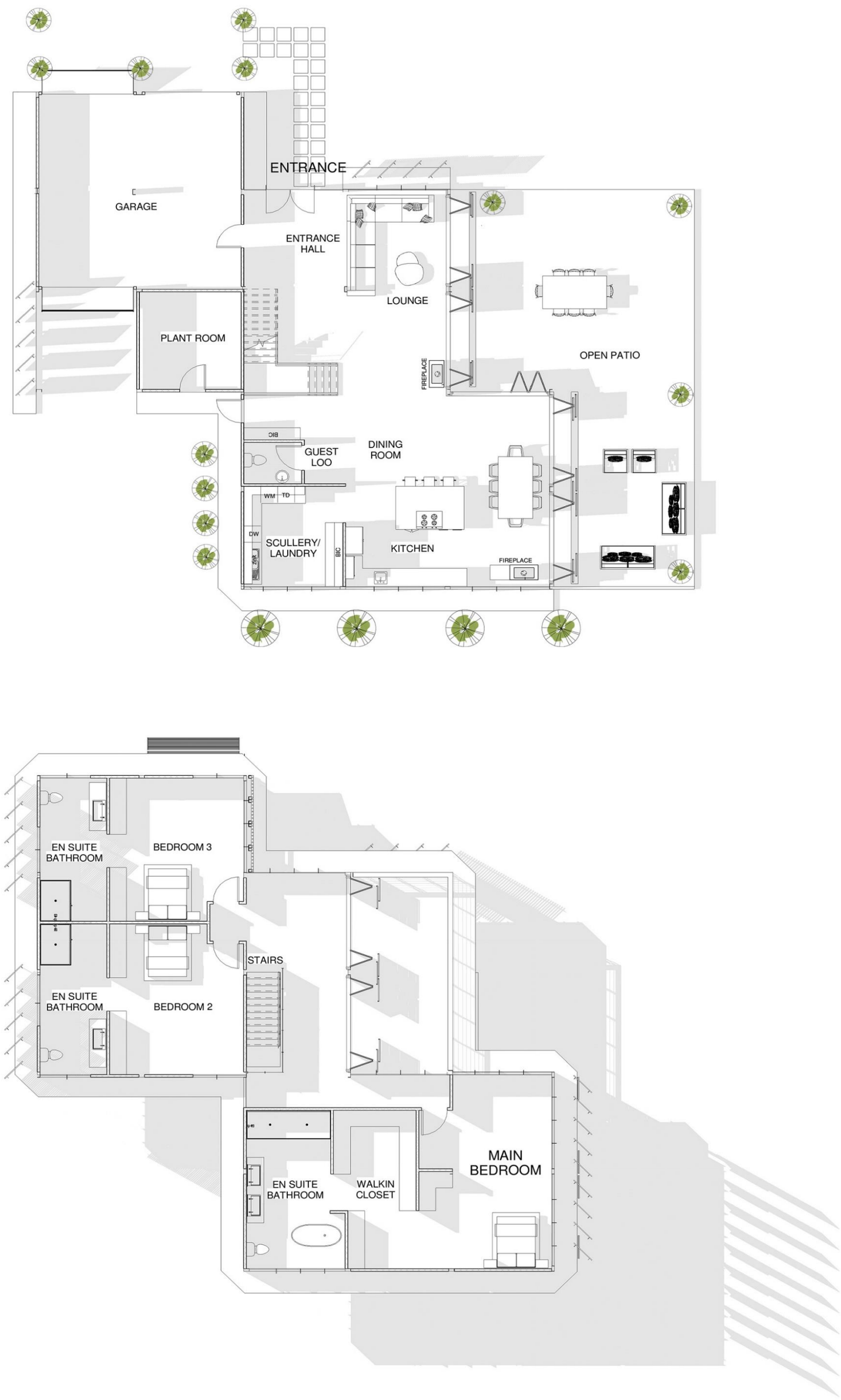
NEW DWELLING






SCHEDULE OF FINISHES FOR HERON











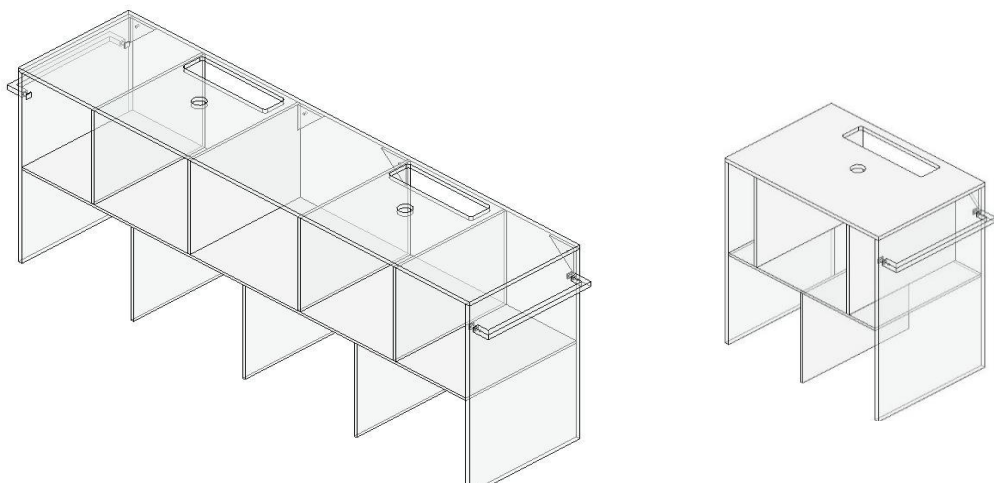
GENERAL






ITEM	REFERENCE
INTERIOR & EXTERIOR WALLS HOUSEZERO WALL SYSTEM	
DOORS & WINDOW FRAMES HOUSEZERO FENESTRATION SYSTEM	
ROOF & CEILING HOUSEZERO ROOF SYSTEM	
CORNICES & SKIRTINGS HOUSEZERO SYSTEM	
STAIRCASE HOUSEZERO MILD STEEL STAIRCASE WITH ENGINEERED WOOD TREADS	
BLINDS HOUSEZERO SYSTEM	
FIREPLACE HOUSEZERO BLACK MILD STEEL	
WATER HEATING 600 LITRE SOLAR HEATING SYSTEM WITH A GAS BACKUP	
GREYWATER RECYCLING SYSTEM INCLUDING HYDROPONICS HOUSEZERO 5000 LITRE	
SOLAR POWER 6.4 KW HOUSE ZERO SOLAR ELECTRICITY SYSTEM	

QUALIFYING REMARKS: COLOURS, SHADES & BRANDS OF FINISHES OR FIXTURES INDICATED IN THE ABOVE ILLUSTRATION MAY DIFFER IN REALITY



KITCHEN MATERIALS & FITTINGS				
ITEM		REFERENCE		
MATERIALS				
COUNTER TOPS WHITE COLOURED GLASS (PER CLIENT)				
CUPBOARD DOORS WHITE COLOURED GLASS (PER CLIENT)				
BACK OF CARCASS AGAINST HOUSE POLISHED STAINLESS STEEL (GLASS TO BE PAINTED) (WHITE)				
CARCASS OF KITCHEN POLISHED STAINLESS STEEL				
SHELVES POLISHED STAINLESS STEEL				
DOUBLE SINK HOUSEZERO STAINLESS STEEL SINK				
PREP BOWL HOUSEZERO STAINLESS STEEL SINK				
KITCHEN MIXERS STAINLESS STEEL MODERN MIXER				
APPLIANCES				
HOB LOW PROFILE SMEG STAINLESS STEEL 5 BURNER GAS HOB OR EQUIVALENT		OVEN CLASSIC SMEG STAINLESS STEEL & BLACK GLASS GAS OVEN OR EQUIVALENT		
MICROWAVE SMEG BUILT IN STAINLESS STEEL MICROWAVE OR EQUIVALENT		KITCHEN MIXER COBRA BORDO SQUARE PILLAR SINK MIXER CHROME OR EQUIVALENT		

BATHROOMS MATERIALS & FITTINGS				
ITEM	REFERENCE			
WALLS GLASS PAINTED (PER CLIENT)				
SHOWER TRAY STAINLESS STEEL BASE SHOWER TRAY, CUSTOM HOUSE ZERO DESIGNED, TEAK FINISHED				
BATH MODERN FREESTANDING BATH				
CISTERN / TOILET BACK TO WALL PAN				
BATH MIXER WALL MOUNTED MIXER				
SHOWER MIXER CONCEALED SHOWER MIXER				
SHOWER ARM SQUARE SHOWER ARM				
BASIN SURFACE MOUNTED MODERN SQUARED EDGES BASIN				
BASIN MIXER STAINLESS STEEL MODERN SQUARE MIXER				
BASIN VANITY GLASS VANITY				
SHOWER ROSE SQUARE SHOWER HEAD				
MIRROR CUSTOM HOUSE ZERO FRAMELESS MIRROR				
FITTINGS				
BASIN MIXER COBRA BORDO SQUARE MIXER CHROME OR EQUIVALENT		SHOWER MIXER COBRA BORDO SQUARE CONCELAED MIXER CHROME OR EQUIVALENT		
BATH MIXER COBRA BORDO SQUARE BATH & HAND SHOWER CHROME OR EQUIVALENT		BATH MIXER DIVERTER COBRA BORDO SQUARE DIVERTER CONCEALED MIXER CHROME OR EQUIVALENT		
SHOWER ARM SPLASHWORKS LONG SQUARE CHROME OR EQUIVALENT		SHOWER ROSE SPLASHWORKS (200 x 157mm) CHROME OR EQUIVALENT		
BATH BIJOU CHATEQUX (FREESTANDING) (1720mm x 820mm x 600mm) OR EQUIVALENT		BASIN TAHITI FREESTANDING BASIN (400mm x 420mm x 155mm) OR EQUIVALENT		
TOILET VAAL ENTICE OR EQUIVALENT		DOUBLE/SINGLE BASIN VANITY CLEAR GLASS		
QUALIFYING REMARKS: COLOURS, SHADES & BRANDS OF FINISHES OR FIXTURES INDICATED IN THE ABOVE ILLUSTRATION MAY DIFFER IN REALITY				

BUILT IN CUPBOARDS			
REFERENCE			
HOUSEZERO BUILT IN CUPBOARDS MADE FROM STAINLESS STEEL SUPPORTS			
	QUALIFYING REMARKS: COLOURS, SHADES & BRANDS OF FINISHES OR FIXTURES INDICATED IN THE ABOVE ILLUSTRATION MAY DIFFER IN REALITY		
LIGHTING & ELECTRICAL			
ITEM	REFERENCE		
TRACK LIGHTS TRACKS WITH SPOTLIGHTS		LIGHT SWITCHES ONE/TWO/THREE/FOUR LEVER ONE WAY SWITCH VERTICAL (VETI RANGE)	
SMALL PENDANT CUSTOM HOUSEZERO MANUFACTURED LARGE PENDANT CUSTOM HOUSEZERO MANUFACTURED		SOCKET OUTLET DOUBLE 16A RSA WITH DOUBLE 16A RSA V-SLIM (VETI RANGE)	
QUALIFYING REMARKS: BRANDS OF FINISHES OR FIXTURES INDICATED IN THE ABOVE ILLUSTRATION MAY DIFFER IN REALITY			

STRUCTURE	
ITEM	REFERENCE
STEELWORK STRUCTURAL STEEL, CORROSION TREATED WITH DISOLAC ISO 12944 & PAINTED BLACK	  
DECKING SALIGNA TREATED WOOD	
FIXED & OPENING DOORS & WINDOWS HOUSEZERO GLAZING, 8mm TOUGHENED GLASS	
SHUTTERS HOUSEZERO STEEL FRAMED WITH MERANTI WOOD	
ENGINEERED WOOD FLOORING 15mm ENGINEERED WOOD FLOORING WHITE OAK	
QUALIFYING REMARKS: COLOURS, SHADES & BRANDS OF FINISHES OR FIXTURES INDICATED IN THE ABOVE ILLUSTRATION MAY DIFFER IN REALITY	